

Environnemental performance - Plastic



We used more plastic compare to 2017, because of our limited edition Mika. We did more waste of production.

RAW PLASTIC MATERIAL CONSUMPTION (GRAMS) PER UNIT OUTPUT

■ Consumption of virgin plastic ■ Consumption of recycled plastic

GRAMMES /
UNITÉ PRODUITE

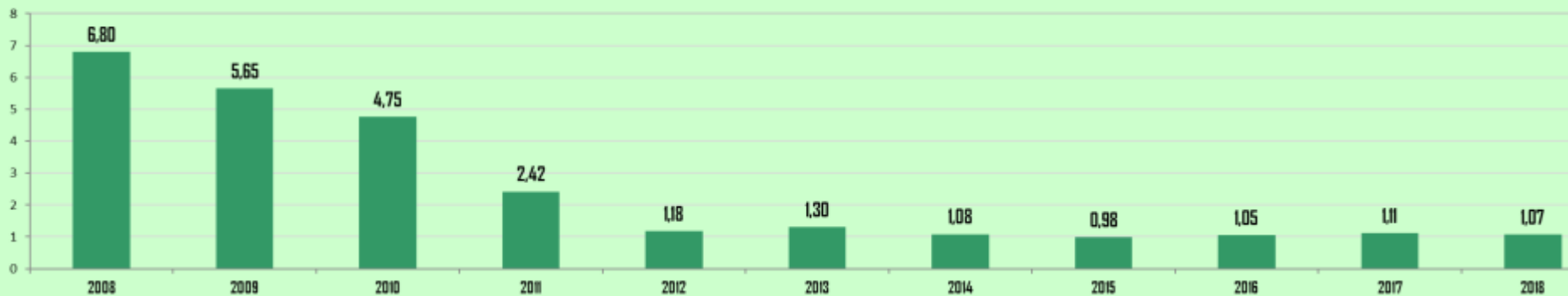


Environmental performance - Plastic



Monitoring indicator - We keep our good level. We decrease our plastic consumption compare to 2017. We keep on increasing the number of pens in our blisters to improve our consumption of raw material. And we work on new packaging.

Amount of plastic used to make blister packs per pen or refills sold in blister packs

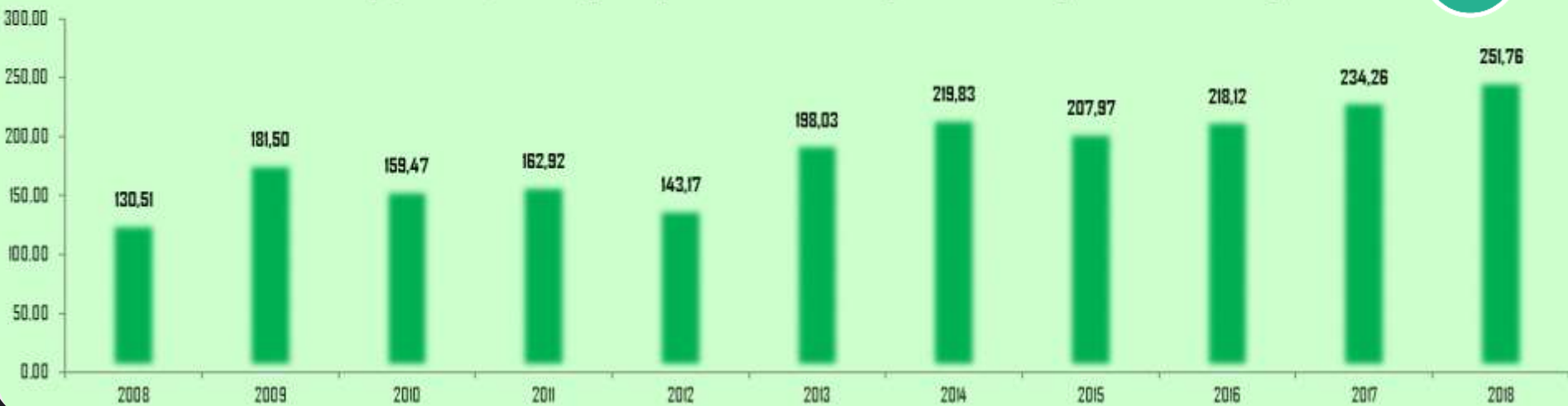


Environmental performance – Recycled plastic sold



We reached our final target of 240 T of recycled plastic sold in Europe. We managed to develop more and more recycled plastic in our products.

Quantity (tonnes) of recycled plastic used in the production of pens sold in Europe

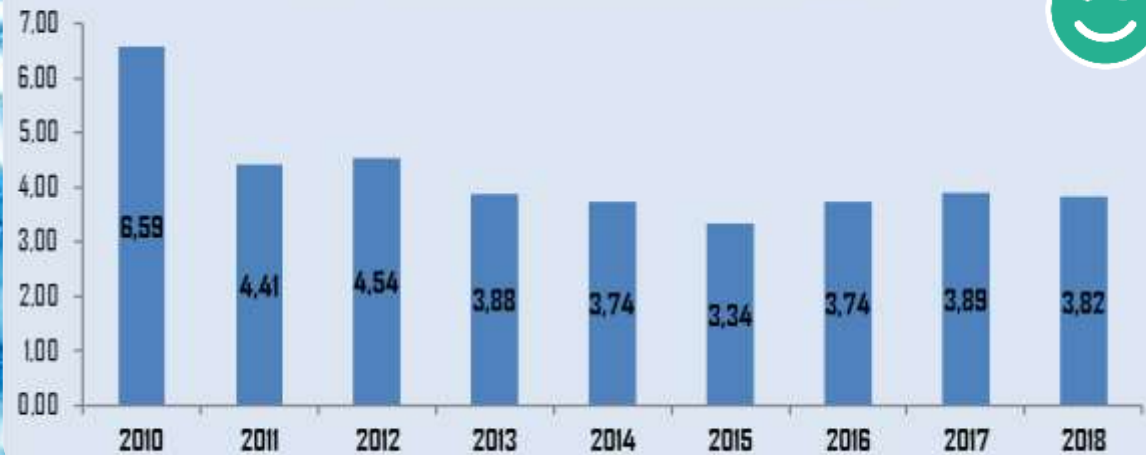


Environmental performance - Water



We decrease our water consumption compare to 2017.
We installed a connected meters to follow our water consumption and identify the possible leak on our system.

Water consumption (m3) per employee



Environmental performance - Waste



Waste production (grams) per unit output



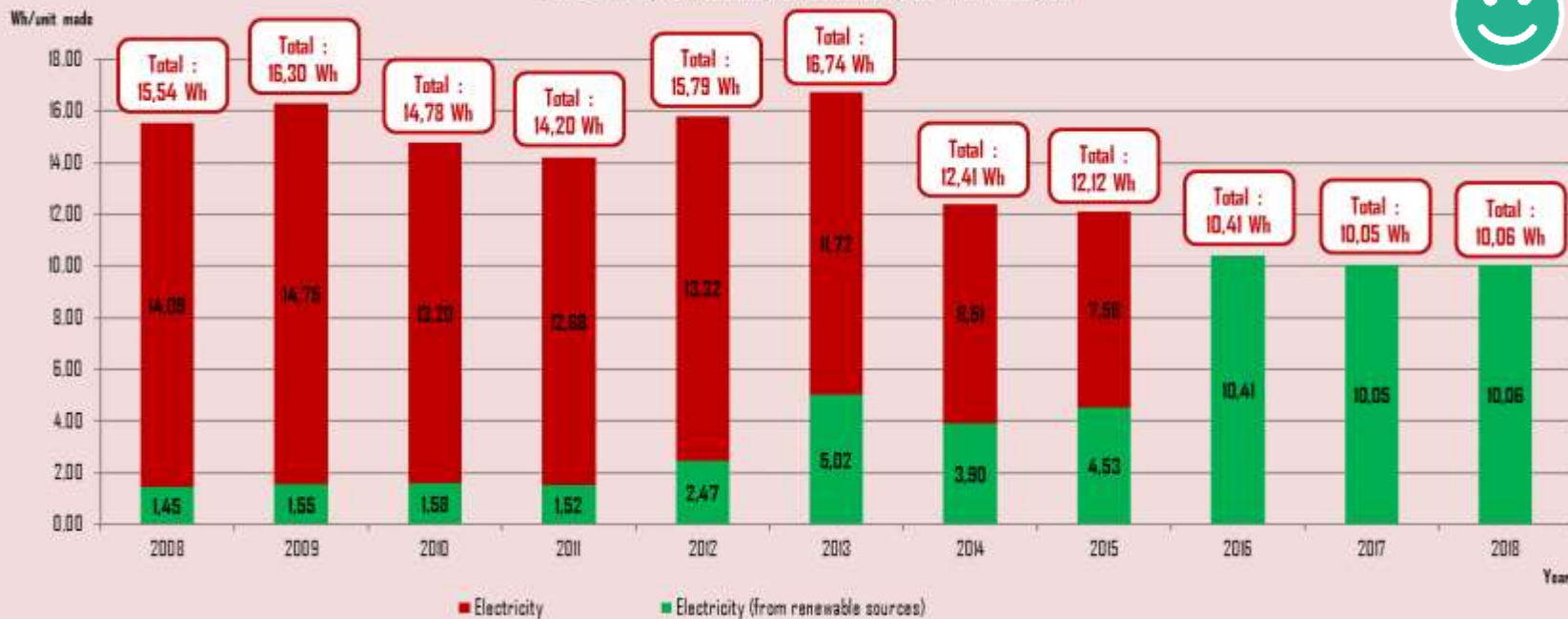
We increase our waste production due to our limited edition Mika. We did more destruction and waste production.



Environmental performance - Electricity

Since 3 years we use 100% of electricity from renewable sources. In 2018 we didn't invest to reduce our consumption so we keep the same results than 2017.

Electricity Consumption (Wh) per unit output





Environmental performance - Gas

The target 2018 to keep the same level is reached. Our gas consumption decreased of 10,5 % compared to 2017. We continue to monitor this indicator.

Gas consumption (Kwh) per m²

